

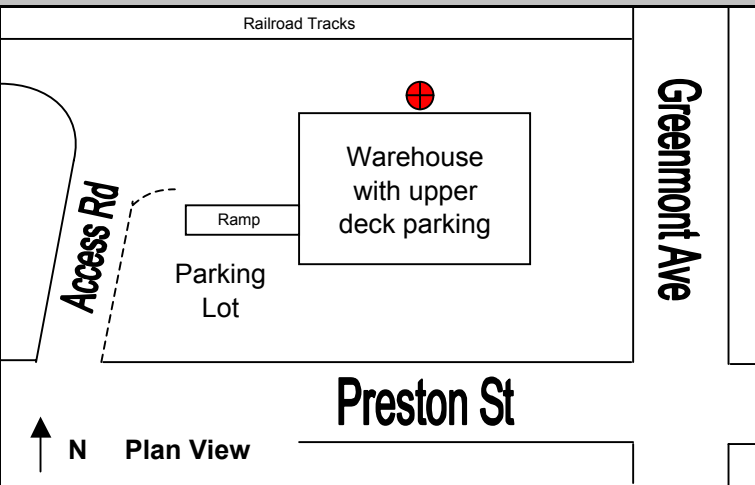
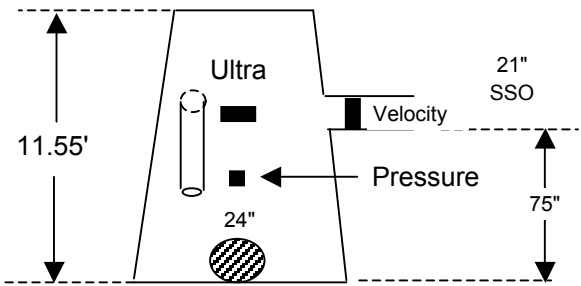
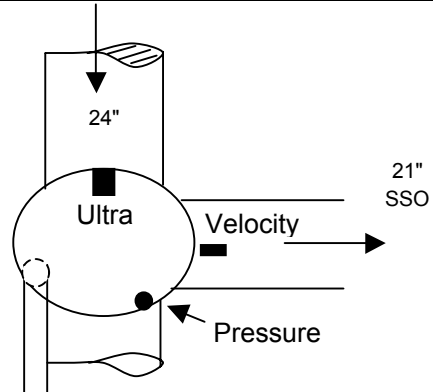




Baltimore SSO # 72

Site Investigation Report

FM Initials: TM

Project: 07 Greenmount Interceptor

Site Name:	P7_08_72S	Monitor Series:	Flow Shark	Monitor S/N:	16185	Manhole #:	S37GG_007MH	Investigation Information: Upstream Manhole: S33II_013MH Downstream Manhole: S37GG_006MH Depth of Flow: 61" + - 1.00 Description of Site Hydraulics: Surcharged Manhole Information: Manhole Depth: 11.55' Manhole Material / Condition: BRICK - GOOD Active Drop Connections? Yes 
Address / Location:	Warehouse at Greenmount & Preston		Map Page #:	4818	Map Grid #:	C2		
			Pipe Height:	21"	Pipe Width:	21"		
Access:	Drive		GPS Coords:	X 361540		Y 4351668		
Date/Time of Investigation:	6/29/2005 10:30							
								
Elevation  Overflow Level 75"				 Top View				System Character: Residential X Commercial Industrial Notes: Depth sensors measure level above interceptor invert. Velocity sensor located in overflow pipe. Legend:  Cast Iron Flap Valve  Sensor Location N.T.S.- Not to scale

P8_07_72S_OF from 06/01/2025 to 08/31/2025

Lower Jones Falls Interc --- Warehouse at Greenmount & Prest -- SSO Pipe Ht: 21.00" -- Int Pipe Ht: 24.00"

[illegible]

City of Baltimore Wet Weather Compliance Program

P8_07_72S_OF from 06/01/2025 to 08/31/2025

Lower Jones Falls Interc --- Warehouse at Greenmount & Prest -- SSO Pipe Ht: 21.00" -- Int Pipe Ht: 24.00"

Sunday	Monday	Tuesday	Wednesday	Thursday	Friday	Saturday
6/15/2025	6/16/2025	6/17/2025	6/18/2025	6/19/2025	6/20/2025	6/21/2025
Hour Dep Vel Flow Rain	Hour Dep Vel Flow Rain	Hour Dep Vel Flow Rain	Hour Dep Vel Flow Rain	Hour Dep Vel Flow Rain	Hour Dep Vel Flow Rain	Hour Dep Vel Flow Rain
0:00 0.0 0.0 0.000 0.02	0:00 0.0 0.0 0.000 0.19	0:00 0.0 0.0 0.000 0.01	0:00 0.0 0.0 0.000 0.03	0:00 0.0 0.0 0.000 0.00	0:00 0.0 0.0 0.000 0.00	0:00 0.0 0.0 0.000 0.00
1:00 0.0 0.0 0.000 0.03	1:00 0.0 0.0 0.000 0.24	1:00 0.0 0.0 0.000 0.00	1:00 0.0 0.0 0.000 0.00	1:00 0.0 0.0 0.000 0.00	1:00 0.0 0.0 0.000 0.00	1:00 0.0 0.0 0.000 0.00
2:00 0.0 0.0 0.000 0.00	2:00 0.0 0.0 0.000 0.01	2:00 0.0 0.0 0.000 0.01	2:00 0.0 0.0 0.000 0.05	2:00 0.0 0.0 0.000 0.00	2:00 0.0 0.0 0.000 0.00	2:00 0.0 0.0 0.000 0.00
3:00 0.0 0.0 0.000 0.01	3:00 0.0 0.0 0.000 0.00	3:00 0.0 0.0 0.000 0.00	3:00 0.0 0.0 0.000 0.30	3:00 0.0 0.0 0.000 0.00	3:00 0.0 0.0 0.000 0.00	3:00 0.0 0.0 0.000 0.00
4:00 0.0 0.0 0.000 0.01	4:00 0.0 0.0 0.000 0.01	4:00 0.0 0.0 0.000 0.00	4:00 0.0 0.0 0.000 0.00	4:00 0.0 0.0 0.000 0.00	4:00 0.0 0.0 0.000 0.00	4:00 0.0 0.0 0.000 0.00
5:00 0.0 0.0 0.000 0.00	5:00 0.0 0.0 0.000 0.00	5:00 0.0 0.0 0.000 0.00	5:00 0.0 0.0 0.000 0.00	5:00 0.0 0.0 0.000 0.00	5:00 0.0 0.0 0.000 0.00	5:00 0.0 0.0 0.000 0.00
6:00 0.0 0.0 0.000 0.00	6:00 0.0 0.0 0.000 0.00	6:00 0.0 0.0 0.000 0.00	6:00 0.0 0.0 0.000 0.00	6:00 0.0 0.0 0.000 0.00	6:00 0.0 0.0 0.000 0.00	6:00 0.0 0.0 0.000 0.00
7:00 0.0 0.0 0.000 0.00	7:00 0.0 0.0 0.000 0.00	7:00 0.0 0.0 0.000 0.00	7:00 0.0 0.0 0.000 0.00	7:00 0.0 0.0 0.000 0.00	7:00 0.0 0.0 0.000 0.00	7:00 0.0 0.0 0.000 0.00
8:00 0.0 0.0 0.000 0.01	8:00 0.0 0.0 0.000 0.00	8:00 0.0 0.0 0.000 0.00	8:00 0.0 0.0 0.000 0.00	8:00 0.0 0.0 0.000 0.00	8:00 0.0 0.0 0.000 0.00	8:00 0.0 0.0 0.000 0.00
9:00 0.0 0.0 0.000 0.00	9:00 0.0 0.0 0.000 0.01	9:00 0.0 0.0 0.000 0.00	9:00 0.0 0.0 0.000 0.00	9:00 0.0 0.0 0.000 0.00	9:00 0.0 0.0 0.000 0.00	9:00 0.0 0.0 0.000 0.00
10:00 0.0 0.0 0.000 0.00	10:00 0.0 0.0 0.000 0.02	10:00 0.0 0.0 0.000 0.00	10:00 0.0 0.0 0.000 0.00	10:00 0.0 0.0 0.000 0.00	10:00 0.0 0.0 0.000 0.00	10:00 0.0 0.0 0.000 0.00
11:00 0.0 0.0 0.000 0.00	11:00 0.0 0.0 0.000 0.00	11:00 0.0 0.0 0.000 0.00	11:00 0.0 0.0 0.000 0.00	11:00 0.0 0.0 0.000 0.00	11:00 0.0 0.0 0.000 0.00	11:00 0.0 0.0 0.000 0.00
12:00 0.0 0.0 0.000 0.00	12:00 0.0 0.0 0.000 0.03	12:00 0.0 0.0 0.000 0.00	12:00 0.0 0.0 0.000 0.00	12:00 0.0 0.0 0.000 0.00	12:00 0.0 0.0 0.000 0.00	12:00 0.0 0.0 0.000 0.00
13:00 0.0 0.0 0.000 0.00	13:00 0.0 0.0 0.000 0.18	13:00 0.0 0.0 0.000 0.00	13:00 0.0 0.0 0.000 0.00	13:00 0.0 0.0 0.000 0.00	13:00 0.0 0.0 0.000 0.00	13:00 0.0 0.0 0.000 0.00
14:00 0.0 0.0 0.000 0.00	14:00 0.0 0.0 0.000 0.27	14:00 0.0 0.0 0.000 0.00	14:00 0.0 0.0 0.000 0.10	14:00 0.0 0.0 0.000 0.00	14:00 0.0 0.0 0.000 0.00	14:00 0.0 0.0 0.000 0.00
15:00 0.0 0.0 0.000 0.01	15:00 0.0 0.0 0.000 0.02	15:00 0.0 0.0 0.000 0.00	15:00 0.0 0.0 0.000 0.02	15:00 0.0 0.0 0.000 0.00	15:00 0.0 0.0 0.000 0.00	15:00 0.0 0.0 0.000 0.00
16:00 0.0 0.0 0.000 0.00	16:00 0.0 0.0 0.000 0.00	16:00 0.0 0.0 0.000 0.00	16:00 0.0 0.0 0.000 0.00	16:00 0.0 0.0 0.000 0.45	16:00 0.0 0.0 0.000 0.00	16:00 0.0 0.0 0.000 0.00
17:00 0.0 0.0 0.000 0.00	17:00 0.0 0.0 0.000 0.01	17:00 0.0 0.0 0.000 0.00	17:00 0.0 0.0 0.000 0.00	17:00 0.0 0.0 0.000 0.10	17:00 0.0 0.0 0.000 0.00	17:00 0.0 0.0 0.000 0.00
18:00 0.0 0.0 0.000 0.00	18:00 0.0 0.0 0.000 0.00	18:00 0.0 0.0 0.000 0.00	18:00 0.0 0.0 0.000 0.00	18:00 0.0 0.0 0.000 0.00	18:00 0.0 0.0 0.000 0.00	18:00 0.0 0.0 0.000 0.00
19:00 0.0 0.0 0.000 0.00	19:00 0.0 0.0 0.000 0.00	19:00 0.0 0.0 0.000 0.00	19:00 0.0 0.0 0.000 0.00	19:00 0.0 0.0 0.000 0.00	19:00 0.0 0.0 0.000 0.00	19:00 0.0 0.0 0.000 0.00
20:00 0.0 0.0 0.000 0.00	20:00 0.0 0.0 0.000 0.01	20:00 0.0 0.0 0.000 0.00	20:00 0.0 0.0 0.000 0.00	20:00 0.0 0.0 0.000 0.00	20:00 0.0 0.0 0.000 0.00	20:00 0.0 0.0 0.000 0.00
21:00 0.0 0.0 0.000 0.00	21:00 0.0 0.0 0.000 0.00	21:00 0.0 0.0 0.000 0.00	21:00 0.0 0.0 0.000 0.00	21:00 0.0 0.0 0.000 0.00	21:00 0.0 0.0 0.000 0.00	21:00 0.0 0.0 0.000 0.00
22:00 0.0 0.0 0.000 0.12	22:00 0.0 0.0 0.000 0.01	22:00 0.0 0.0 0.000 0.00	22:00 0.0 0.0 0.000 0.00	22:00 0.0 0.0 0.000 0.00	22:00 0.0 0.0 0.000 0.00	22:00 0.0 0.0 0.000 0.00
23:00 0.0 0.0 0.000 0.01	23:00 0.0 0.0 0.000 0.00	23:00 0.0 0.0 0.000 0.00	23:00 0.0 0.0 0.000 0.00	23:00 0.0 0.0 0.000 0.00	23:00 0.0 0.0 0.000 0.00	23:00 0.0 0.0 0.000 0.00
Total 0.000 0.22	Total 0.000 1.01	Total 0.000 0.02	Total 0.000 0.50	Total 0.000 0.55	Total 0.000 0.00	Total 0.000 0.00
Average 0.0 0.0 0.000	Average 0.0 0.0 0.000	Average 0.0 0.0 0.000	Average 0.0 0.0 0.000	Average 0.0 0.0 0.000	Average 0.0 0.0 0.000	Average 0.0 0.0 0.000
Min Value 0.0 0.0 0.000	Min Value 0.0 0.0 0.000	Min Value 0.0 0.0 0.000	Min Value 0.0 0.0 0.000	Min Value 0.0 0.0 0.000	Min Value 0.0 0.0 0.000	Min Value 0.0 0.0 0.000
Max Value 0.0 0.0 0.000	Max Value 0.0 0.0 0.000	Max Value 0.0 0.0 0.000	Max Value 0.0 0.0 0.000	Max Value 0.0 0.0 0.000	Max Value 0.0 0.0 0.000	Max Value 0.0 0.0 0.000

P8 07 72S OF from 06/01/2025 to 08/31/2025

[illegible]

P8 07 72S OF from 06/01/2025 to 08/31/2025

[illegible]

P8 07 72S OF from 06/01/2025 to 08/31/2025

Sunday						Monday					Tuesday					Wednesday					Thursday					Friday					Saturday				
7/6/2025						7/7/2025					7/8/2025					7/9/2025					7/10/2025					7/11/2025					7/12/2025				
Hour	Dep	Vel	Flow	Rain		Hour	Dep	Vel	Flow	Rain		Hour	Dep	Vel	Flow	Rain		Hour	Dep	Vel	Flow	Rain		Hour	Dep	Vel	Flow	Rain		Hour	Dep	Vel	Flow	Rain	
0:00	0.0	0.0	0.000	0.00		0:00	0.0	0.0	0.000	0.00		0:00	0.0	0.0	0.000	0.00		0:00	0.0	0.0	0.000	0.00		0:00	0.0	0.0	0.000	0.00		0:00	0.0	0.0	0.000	0.00	
1:00	0.0	0.0	0.000	0.00		1:00	0.0	0.0	0.000	0.00		1:00	0.0	0.0	0.000	0.00		1:00	0.0	0.0	0.000	0.00		1:00	0.0	0.0	0.000	0.00		1:00	0.0	0.0	0.000	0.00	
2:00	0.0	0.0	0.000	0.00		2:00	0.0	0.0	0.000	0.00		2:00	0.0	0.0	0.000	0.00		2:00	0.0	0.0	0.000	0.02		2:00	0.0	0.0	0.000	0.00		2:00	0.0	0.0	0.000	0.00	
3:00	0.0	0.0	0.000	0.00		3:00	0.0	0.0	0.000	0.00		3:00	0.0	0.0	0.000	0.00		3:00	0.0	0.0	0.000	0.00		3:00	0.0	0.0	0.000	0.00		3:00	0.0	0.0	0.000	0.00	
4:00	0.0	0.0	0.000	0.00		4:00	0.0	0.0	0.000	0.09		4:00	0.0	0.0	0.000	0.00		4:00	0.0	0.0	0.000	0.00		4:00	0.0	0.0	0.000	0.00		4:00	0.0	0.0	0.000	0.00	
5:00	0.0	0.0	0.000	0.00		5:00	0.0	0.0	0.000	0.00		5:00	0.0	0.0	0.000	0.00		5:00	0.0	0.0	0.000	0.00		5:00	0.0	0.0	0.000	0.00		5:00	0.0	0.0	0.000	0.00	
6:00	0.0	0.0	0.000	0.00		6:00	0.0	0.0	0.000	0.00		6:00	0.0	0.0	0.000	0.00		6:00	0.0	0.0	0.000	0.00		6:00	0.0	0.0	0.000	0.00		6:00	0.0	0.0	0.000	0.00	
7:00	0.0	0.0	0.000	0.00		7:00	0.0	0.0	0.000	0.06		7:00	0.0	0.0	0.000	0.00		7:00	0.0	0.0	0.000	0.00		7:00	0.0	0.0	0.000	0.00		7:00	0.0	0.0	0.000	0.00	
8:00	0.0	0.0	0.000	0.00		8:00	0.0	0.0	0.000	0.00		8:00	0.0	0.0	0.000	0.00		8:00	0.0	0.0	0.000	0.00		8:00	0.0	0.0	0.000	0.00		8:00	0.0	0.0	0.000	0.00	
9:00	0.0	0.0	0.000	0.00		9:00	0.0	0.0	0.000	0.00		9:00	0.0	0.0	0.000	0.00		9:00	0.0	0.0	0.000	0.00		9:00	0.0	0.0	0.000	0.00		9:00	0.0	0.0	0.000	0.00	
10:00	0.0	0.0	0.000	0.00		10:00	0.0	0.0	0.000	0.06		10:00	0.0	0.0	0.000	0.00		10:00	0.0	0.0	0.000	0.00		10:00	0.0	0.0	0.000	0.00		10:00	0.0	0.0	0.000	0.00	
11:00	0.0	0.0	0.000	0.00		11:00	0.0	0.0	0.000	0.02		11:00	0.0	0.0	0.000	0.00		11:00	0.0	0.0	0.000	0.00		11:00	0.0	0.0	0.000	0.00		11:00	0.0	0.0	0.000	0.00	
12:00	0.0	0.0	0.000	0.00		12:00	0.0	0.0	0.000	0.02		12:00	0.0	0.0	0.000	0.00		12:00	0.0	0.0	0.000	0.00		12:00	0.0	0.0	0.000								

City of Baltimore Wet Weather Compliance Program

P8_07_72S_OF from 06/01/2025 to 08/31/2025

Lower Jones Falls Interc --- Warehouse at Greenmount & Prest -- SSO Pipe Ht: 21.00" -- Int Pipe Ht: 24.00"

Sunday	Monday	Tuesday	Wednesday	Thursday	Friday	Saturday
7/13/2025	7/14/2025	7/15/2025	7/16/2025	7/17/2025	7/18/2025	7/19/2025
Hour Dep Vel Flow Rain	Hour Dep Vel Flow Rain	Hour Dep Vel Flow Rain	Hour Dep Vel Flow Rain	Hour Dep Vel Flow Rain	Hour Dep Vel Flow Rain	Hour Dep Vel Flow Rain
0:00 0.0 0.0 0.000 0.00	0:00 0.0 0.0 0.000 0.00	0:00 0.0 0.0 0.000 0.00	0:00 0.0 0.0 0.000 0.00	0:00 0.0 0.0 0.000 0.01	0:00 0.0 0.0 0.000 0.00	0:00 0.0 0.0 0.000 0.13
1:00 0.0 0.0 0.000 0.00	1:00 0.0 0.0 0.000 0.00	1:00 0.0 0.0 0.000 0.00	1:00 0.0 0.0 0.000 0.00	1:00 0.0 0.0 0.000 0.00	1:00 0.0 0.0 0.000 0.00	1:00 0.0 0.0 0.000 0.00
2:00 0.0 0.0 0.000 0.00	2:00 0.0 0.0 0.000 0.00	2:00 0.0 0.0 0.000 0.00	2:00 0.0 0.0 0.000 0.00	2:00 0.0 0.0 0.000 0.00	2:00 0.0 0.0 0.000 0.00	2:00 0.0 0.0 0.000 0.00
3:00 0.0 0.0 0.000 0.00	3:00 0.0 0.0 0.000 0.00	3:00 0.0 0.0 0.000 0.00	3:00 0.0 0.0 0.000 0.00	3:00 0.0 0.0 0.000 0.00	3:00 0.0 0.0 0.000 0.00	3:00 0.0 0.0 0.000 0.00
4:00 0.0 0.0 0.000 0.00	4:00 0.0 0.0 0.000 0.00	4:00 0.0 0.0 0.000 0.00	4:00 0.0 0.0 0.000 0.00	4:00 0.0 0.0 0.000 0.00	4:00 0.0 0.0 0.000 0.00	4:00 0.0 0.0 0.000 0.00
5:00 0.0 0.0 0.000 0.00	5:00 0.0 0.0 0.000 0.00	5:00 0.0 0.0 0.000 0.00	5:00 0.0 0.0 0.000 0.00	5:00 0.0 0.0 0.000 0.00	5:00 0.0 0.0 0.000 0.00	5:00 0.0 0.0 0.000 0.00
6:00 0.0 0.0 0.000 0.00	6:00 0.0 0.0 0.000 0.00	6:00 0.0 0.0 0.000 0.00	6:00 0.0 0.0 0.000 0.00	6:00 0.0 0.0 0.000 0.00	6:00 0.0 0.0 0.000 0.00	6:00 0.0 0.0 0.000 0.01
7:00 0.0 0.0 0.000 0.00	7:00 0.0 0.0 0.000 0.00	7:00 0.0 0.0 0.000 0.00	7:00 0.0 0.0 0.000 0.00	7:00 0.0 0.0 0.000 0.00	7:00 0.0 0.0 0.000 0.00	7:00 0.0 0.0 0.000 0.00
8:00 0.0 0.0 0.000 0.00	8:00 0.0 0.0 0.000 0.00	8:00 0.0 0.0 0.000 0.00	8:00 0.0 0.0 0.000 0.00	8:00 0.0 0.0 0.000 0.00	8:00 0.0 0.0 0.000 0.00	8:00 0.0 0.0 0.000 0.00
9:00 0.0 0.0 0.000 0.00	9:00 0.0 0.0 0.000 0.00	9:00 0.0 0.0 0.000 0.00	9:00 0.0 0.0 0.000 0.00	9:00 0.0 0.0 0.000 0.00	9:00 0.0 0.0 0.000 0.00	9:00 0.0 0.0 0.000 0.00
10:00 0.0 0.0 0.000 0.00	10:00 0.0 0.0 0.000 0.10	10:00 0.0 0.0 0.000 0.00	10:00 0.0 0.0 0.000 0.00	10:00 0.0 0.0 0.000 0.00	10:00 0.0 0.0 0.000 0.00	10:00 0.0 0.0 0.000 0.00
11:00 0.0 0.0 0.000 0.00	11:00 0.0 0.0 0.000 0.00	11:00 0.0 0.0 0.000 0.00	11:00 0.0 0.0 0.000 0.00	11:00 0.0 0.0 0.000 0.00	11:00 0.0 0.0 0.000 0.00	11:00 0.0 0.0 0.000 0.00
12:00 0.0 0.0 0.000 0.00	12:00 0.0 0.0 0.000 0.00	12:00 0.0 0.0 0.000 0.00	12:00 0.0 0.0 0.000 0.00	12:00 0.0 0.0 0.000 0.00	12:00 0.0 0.0 0.000 0.00	12:00 0.0 0.0 0.000 0.00
13:00 0.0 0.0 0.000 0.00	13:00 0.0 0.0 0.000 0.25	13:00 0.0 0.0 0.000 0.00	13:00 0.0 0.0 0.000 0.00	13:00 0.0 0.0 0.000 0.00	13:00 0.0 0.0 0.000 0.00	13:00 0.0 0.0 0.000 0.00
14:00 0.0 0.0 0.000 0.06	14:00 0.0 0.0 0.000 0.02	14:00 0.0 0.0 0.000 0.00	14:00 0.0 0.0 0.000 0.00	14:00 0.0 0.0 0.000 0.00	14:00 0.0 0.0 0.000 0.00	14:00 0.0 0.0 0.000 0.00
15:00 0.0 0.0 0.000 0.00	15:00 0.0 0.0 0.000 0.00	15:00 0.0 0.0 0.000 0.00	15:00 0.0 0.0 0.000 0.00	15:00 0.0 0.0 0.000 0.00	15:00 0.0 0.0 0.000 0.00	15:00 0.0 0.0 0.000 0.00
16:00 0.0 0.0 0.000 0.00	16:00 0.0 0.0 0.000 0.00	16:00 0.0 0.0 0.000 0.00	16:00 0.0 0.0 0.000 0.00	16:00 0.0 0.0 0.000 0.00	16:00 0.0 0.0 0.000 0.00	16:00 0.0 0.0 0.000 0.00
17:00 0.0 0.0 0.000 0.00	17:00 0.0 0.0 0.000 1.29	17:00 0.0 0.0 0.000 0.00	17:00 0.0 0.0 0.000 0.00	17:00 0.0 0.0 0.000 0.00	17:00 0.0 0.0 0.000 0.00	17:00 0.0 0.0 0.000 0.00
18:00 0.0 0.0 0.000 0.00	18:00 0.8 2.8 0.100 0.00	18:00 0.0 0.0 0.000 0.00	18:00 0.0 0.0 0.000 0.00	18:00 0.0 0.0 0.000 0.00	18:00 0.0 0.0 0.000 0.00	18:00 0.0 0.0 0.000 0.00
19:00 0.0 0.0 0.000 0.00	19:00 0.2 0.4 0.010 0.00	19:00 0.0 0.0 0.000 0.00	19:00 0.0 0.0 0.000 0.00	19:00 0.0 0.0 0.000 0.00	19:00 0.0 0.0 0.000 0.00	19:00 0.0 0.0 0.000 0.10
20:00 0.0 0.0 0.000 0.00	20:00 0.0 0.0 0.000 0.00	20:00 0.0 0.0 0.000 0.00	20:00 0.0 0.0 0.000 0.00	20:00 0.0 0.0 0.000 0.00	20:00 0.0 0.0 0.000 0.00	20:00 0.0 0.0 0.000 0.04
21:00 0.0 0.0 0.000 0.00	21:00 0.0 0.0 0.000 0.00	21:00 0.0 0.0 0.000 0.00	21:00 0.0 0.0 0.000 0.35	21:00 0.0 0.0 0.000 0.00	21:00 0.0 0.0 0.000 0.00	21:00 0.0 0.0 0.000 0.00
22:00 0.0 0.0 0.000 0.00	22:00 0.0 0.0 0.000 0.00	22:00 0.0 0.0 0.000 0.00	22:00 0.0 0.0 0.000 0.11	22:00 0.0 0.0 0.000 0.00	22:00 0.0 0.0 0.000 0.00	22:00 0.0 0.0 0.000 0.00
23:00 0.0 0.0 0.000 0.00	23:00 0.0 0.0 0.000 0.00	23:00 0.0 0.0 0.000 0.00	23:00 0.0 0.0 0.000 0.01	23:00 0.0 0.0 0.000 0.00	23:00 0.0 0.0 0.000 0.10	23:00 0.0 0.0 0.000 0.00
Total 0.000 0.06	Total 0.005 1.66	Total 0.000 0.00	Total 0.000 0.47	Total 0.000 0.01	Total 0.000 0.10	Total 0.000 0.28
Average 0.0 0.0 0.000	Average 0.0 0.1 0.005	Average 0.0 0.0 0.000	Average 0.0 0.0 0.000	Average 0.0 0.0 0.000	Average 0.0 0.0 0.000	Average 0.0 0.0 0.000
Min Value 0.0 0.0 0.000	Min Value 0.0 0.0 0.000	Min Value 0.0 0.0 0.000	Min Value 0.0 0.0 0.000	Min Value 0.0 0.0 0.000	Min Value 0.0 0.0 0.000	Min Value 0.0 0.0 0.000
Max Value 0.0 0.0 0.000	Max Value 0.8 2.8 0.100	Max Value 0.0 0.0 0.000	Max Value 0.0 0.0 0.000	Max Value 0.0 0.0 0.000	Max Value 0.0 0.0 0.000	Max Value 0.0 0.0 0.000

Lower Jones Falls Interc --- Warehouse at Greenmount & Prest -- SSO Pipe Ht: 21.00" -- Int Pipe Ht: 24.00"

[illegible]

P8 07 72S OF from 06/01/2025 to 08/31/2025

[illegible]

P8 07 72S OF from 06/01/2025 to 08/31/2025

[illegible]

Lower Jones Falls Interc --- Warehouse at Greenmount & Prest -- SSO Pipe Ht: 21.00" -- Int Pipe Ht: 24.00"

[illegible]

City of Baltimore Wet Weather Compliance Program

P8_07_72S_OF from 06/01/2025 to 08/31/2025

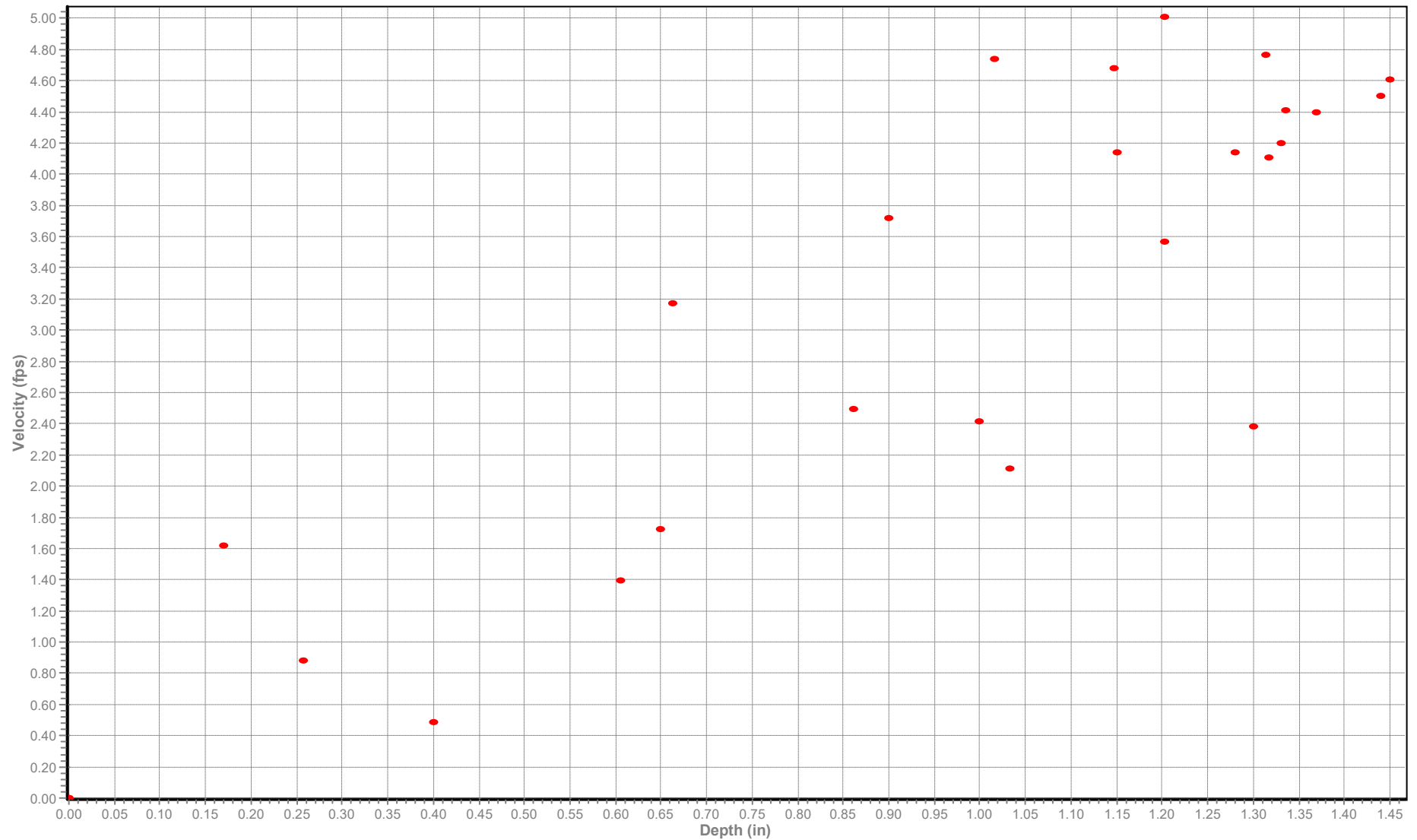
Lower Jones Falls Interc --- Warehouse at Greenmount & Prest -- SSO Pipe Ht: 21.00" -- Int Pipe Ht: 24.00"

Sunday

8/31/2025				
<u>Hour</u>	<u>Dep</u>	<u>Vel</u>	<u>Flow</u>	<u>Rain</u>
0:00	0.0	0.0	0.000	0.00
1:00	0.0	0.0	0.000	0.00
2:00	0.0	0.0	0.000	0.00
3:00	0.0	0.0	0.000	0.00
4:00	0.0	0.0	0.000	0.00
5:00	0.0	0.0	0.000	0.00
6:00	0.0	0.0	0.000	0.00
7:00	0.0	0.0	0.000	0.00
8:00	0.0	0.0	0.000	0.00
9:00	0.0	0.0	0.000	0.00
10:00	0.0	0.0	0.000	0.00
11:00	0.0	0.0	0.000	0.00
12:00	0.0	0.0	0.000	0.00
13:00	0.0	0.0	0.000	0.00
14:00	0.0	0.0	0.000	0.00
15:00	0.0	0.0	0.000	0.00
16:00	0.0	0.0	0.000	0.00
17:00	0.0	0.0	0.000	0.00
18:00	0.0	0.0	0.000	0.00
19:00	0.0	0.0	0.000	0.00
20:00	0.0	0.0	0.000	0.00
21:00	0.0	0.0	0.000	0.00
22:00	0.0	0.0	0.000	0.00
23:00	0.0	0.0	0.000	0.00
Total			0.000	0.00
Average	0.0	0.0	0.000	
Min Value	0.0	0.0	0.000	
Max Value	0.0	0.0	0.000	

City of Baltimore Wet Weather Compliance Program; P8_07_72S (06/01/25 to 09/01/25)
Lower Jones Falls Interc---Warehouse at Greenmount & Prest -- SSO Pipe Ht: 21.00" -- Int Pipe Ht: 24.00"

☒ • Vfinal_OF (f/s)



Baltimore, MD